


## Streamline Exhibition Panels



VISIBLE GRAPHICAL AREA



## Artwork Specification

### Streamline Exhibition Panels – Sizes per panel

- 1 For optimum results, we require all artwork documents to be submitted in **Vector Format** in a High Quality PDF.
- 2 Please ensure that all **text has been outlined**, any images or placed items are **linked / embedded** within the document and that all **layers have been flattened**.
- 3 No bleed or crop marks.
- 4 Set up your artwork in CMYK at 300dpi
- 5 **CMYK Printing of Solid Black** – To achieve a solid black in your artwork, please create solid black with the following colour reference:  
100% C, 100% M, 100% Y, 100% K
- 6 The artwork should be sized at **25%** of the total artwork size and sent as a complete document. We are unable to accept individual panels.
- 7 **Streamline Total Artwork depends on width of system;**

**For example:** Streamline 3m wide system = 3 x 1m wide panels

Total Artwork size: 3000mm (W) x 1997mm (H)

Artwork size 25%: **750mm (W) x 499.25 mm (H)**




The viewing distance for Streamline displays will be approx 3m, but at least 1m  
According to the file format, colour anomalies may occur

We print with a tolerance of 0.1 to 0.2% so a difference of 1mm up to 5mm is normal within a height of 230cm

## Streamline Exhibition Panels – 2.2m high



VISIBLE GRAPHICAL AREA



### Artwork Specification

#### Streamline Exhibition Panels – Sizes per panel

- 1 For optimum results, we require all artwork documents to be submitted in **Vector Format** in a High Quality PDF.
- 2 Please ensure that all **text has been outlined**, any images or placed items are **linked / embedded** within the document and that all **layers have been flattened**.
- 3 No bleed or crop marks.
- 4 Set up your artwork in CMYK at 300dpi
- 5 **CMYK Printing of Solid Black** – To achieve a solid black in your artwork, please create solid black with the following colour reference:  
100% C, 100% M, 100% Y, 100% K
- 6 The artwork should be sized at **25%** of the total artwork size and sent as a complete document. We are unable to accept individual panels.
- 7 **Streamline Total Artwork depends on width of system;**

**For example:** Streamline 3m wide system = 3 x 1m wide panels

Total Artwork size: 3000mm (W) x 2197mm (H)

Artwork size 25%: **750mm (W) x 549.25 mm (H)**



The viewing distance for Streamline displays will be approx 3m, but at least 1m


According to the file format, colour anomalies may occur

We print with a tolerance of 0.1 to 0.2% so a difference of 1mm up to 5mm is normal within a height of 230cm

## Streamline Exhibition Panels – 2.3m high



VISIBLE GRAPHICAL AREA



## Artwork Specification

### Streamline Exhibition Panels – Sizes per panel

- 1 For optimum results, we require all artwork documents to be submitted in **Vector Format** in a High Quality PDF.
- 2 Please ensure that all **text has been outlined**, any images or placed items are **linked / embedded** within the document and that all **layers have been flattened**.
- 3 No bleed or crop marks.
- 4 Set up your artwork in CMYK at 300dpi
- 5 **CMYK Printing of Solid Black** – To achieve a solid black in your artwork, please create solid black with the following colour reference:  
100% C, 100% M, 100% Y, 100% K
- 6 The artwork should be sized at **25%** of the total artwork size and sent as a complete document. We are unable to accept individual panels.
- 7 **Streamline Total Artwork depends on width of system;**

**For example:** Streamline 3m wide system = 3 x 1m wide panels

Total Artwork size: 3000mm (W) x 2297mm (H)

Artwork size 25%: **750mm (W) x 574.25 mm (H)**



The viewing distance for Streamline displays will be approx 3m, but at least 1m


According to the file format, colour anomalies may occur

We print with a tolerance of 0.1 to 0.2% so a difference of 1mm up to 5mm is normal within a height of 230cm

## Streamline Exhibition Panels – 2.4m high



VISIBLE GRAPHICAL AREA



### Artwork Specification

#### Streamline Exhibition Panels – Sizes per panel

- 1 For optimum results, we require all artwork documents to be submitted in **Vector Format** in a High Quality PDF.
- 2 Please ensure that all **text has been outlined**, any images or placed items are **linked / embedded** within the document and that all **layers have been flattened**.
- 3 No bleed or crop marks.
- 4 Set up your artwork in CMYK at 300dpi
- 5 **CMYK Printing of Solid Black** – To achieve a solid black in your artwork, please create solid black with the following colour reference:  
100% C, 100% M, 100% Y, 100% K
- 6 The artwork should be sized at **25%** of the total artwork size and sent as a complete document. We are unable to accept individual panels.
- 7 **Streamline Total Artwork depends on width of system;**

**For example:** Streamline 3m wide system = 3 x 1m wide panels

Total Artwork size: 3000mm (W) x 2397mm (H)

Artwork size 25%: **750mm (W) x 599.25 mm (H)**



The viewing distance for Streamline displays will be app 3m, but at least 1m

According to the file format, colour anomalies may occur


We print with a tolerance of 0.1 to 0.2% so a difference of 1mm up to 5mm is normal within a height of 230cm



## Streamline Exhibition Panels – 2.5m high



VISIBLE GRAPHICAL AREA



## Artwork Specification

### Streamline Exhibition Panels – Sizes per panel

- 1 For optimum results, we require all artwork documents to be submitted in **Vector Format** in a High Quality PDF.
- 2 Please ensure that all **text has been outlined**, any images or placed items are **linked / embedded** within the document and that all **layers have been flattened**.
- 3 No bleed or crop marks.
- 4 Set up your artwork in CMYK at 300dpi
- 5 **CMYK Printing of Solid Black** – To achieve a solid black in your artwork, please create solid black with the following colour reference:  
100% C, 100% M, 100% Y, 100% K
- 6 The artwork should be sized at **25%** of the total artwork size and sent as a complete document. We are unable to accept individual panels.
- 7 **Streamline Total Artwork depends on width of system;**

**For example:** Streamline 3m wide system = 3 x 1m wide panels

Total Artwork size: 3000mm (W) x 2497mm (H)

Artwork size 25%: **750mm (W) x 624.25 mm (H)**



The viewing distance for Streamline displays will be app 3m, but at least 1m

According to the file format, colour anomalies may occur

We print with a tolerance of 0.1 to 0.2% so a difference of 1mm up to 5mm is normal within a height of 230cm