


## Streamline Exhibition Panels



VISIBLE GRAPHICAL AREA



## Artwork Specification

### Streamline Exhibition Panels – Sizes per panel

- 1 For optimum results, we require all artwork documents to be submitted in **Vector Format** in a High Quality PDF.
- 2 Please ensure that all **text has been outlined**, any images or placed items are **linked / embedded** within the document and that all **layers have been flattened**.
- 3 No bleed or crop marks.
- 4 Set up your artwork in CMYK at 300dpi
- 5 **CMYK Printing of Solid Black** – To achieve a solid black in your artwork, please create solid black with the following colour reference:  
100% C, 100% M, 100% Y, 100% K
- 6 The artwork should be sized at **25%** of the total artwork size and sent as a complete document. We are unable to accept individual panels.
- 7 **Streamline Total Artwork depends on width of system;**

**For example:** Streamline 3m wide system = 3 x 1m wide panels

Total Artwork size: 3000mm (W) x 1997mm (H)

Artwork size 25%: **750mm (W) x 499.25 mm (H)**



The viewing distance for Streamline displays will be approx 3m, but at least 1m

According to the file format, colour anomalies may occur

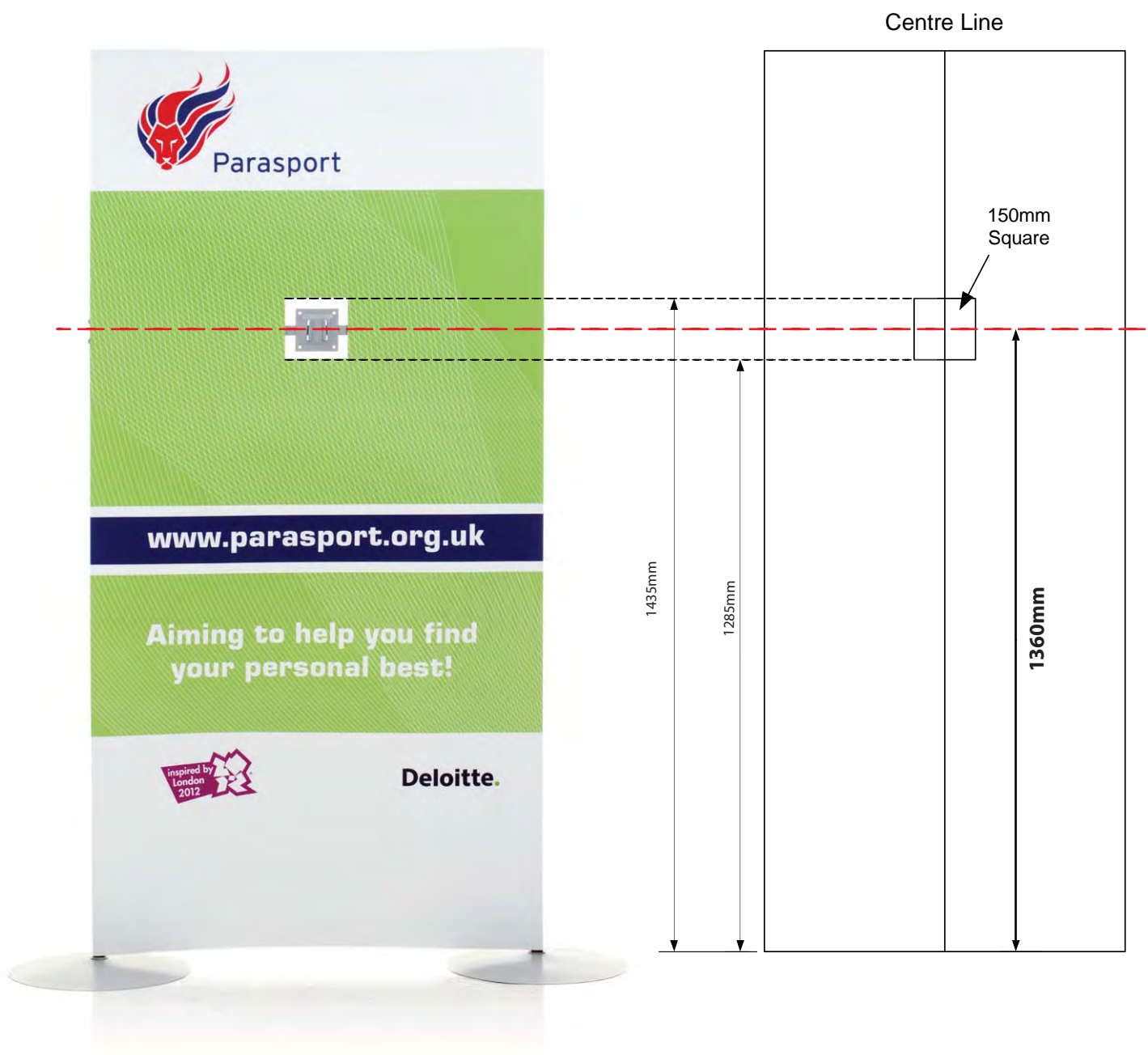
We print with a tolerance of 0.1 to 0.2% so a difference of 1mm up to 5mm is normal within a height of 230cm

## Streamline Media Stand

### Artwork placement guide

#### TAKES MONITOR UP TO 5KG


Monitor fitting takes  
VSA 100mm centres  
VSA 75mm centres  
VSA 50mm centres



## Sterling Pop up Banner Stand



VISIBLE GRAPHICAL AREA



## Artwork Specification

### Sterling Pop Up Banner Stand – 1000mm

- 1 For optimum results, we require all artwork documents to be submitted in **Vector Format** in a High Quality PDF.
- 2 Please ensure that all **text has been outlined**, any images or placed items are **linked / embedded** within the document and that all **layers have been flattened**.
- 3 No bleed or crop marks.
- 4 Set up your artwork in CMYK at 300dpi
- 5 **CMYK Printing of Solid Black** – To achieve a solid black in your artwork, please create solid black with the following colour reference:  
100% C, 100% M, 100% Y, 100% K
- 6 The artwork should be sized at **25%** of the total artwork size and sent as a complete document. We are unable to accept individual panels.
- 7 **Sterling 1000mm Pop Up Banner Stand = 1 x front panel**

Total Artwork size: 1000mm (W) x 2010mm (H)

Artwork size 25%: **250mm (W) x 502.5mm (H)**

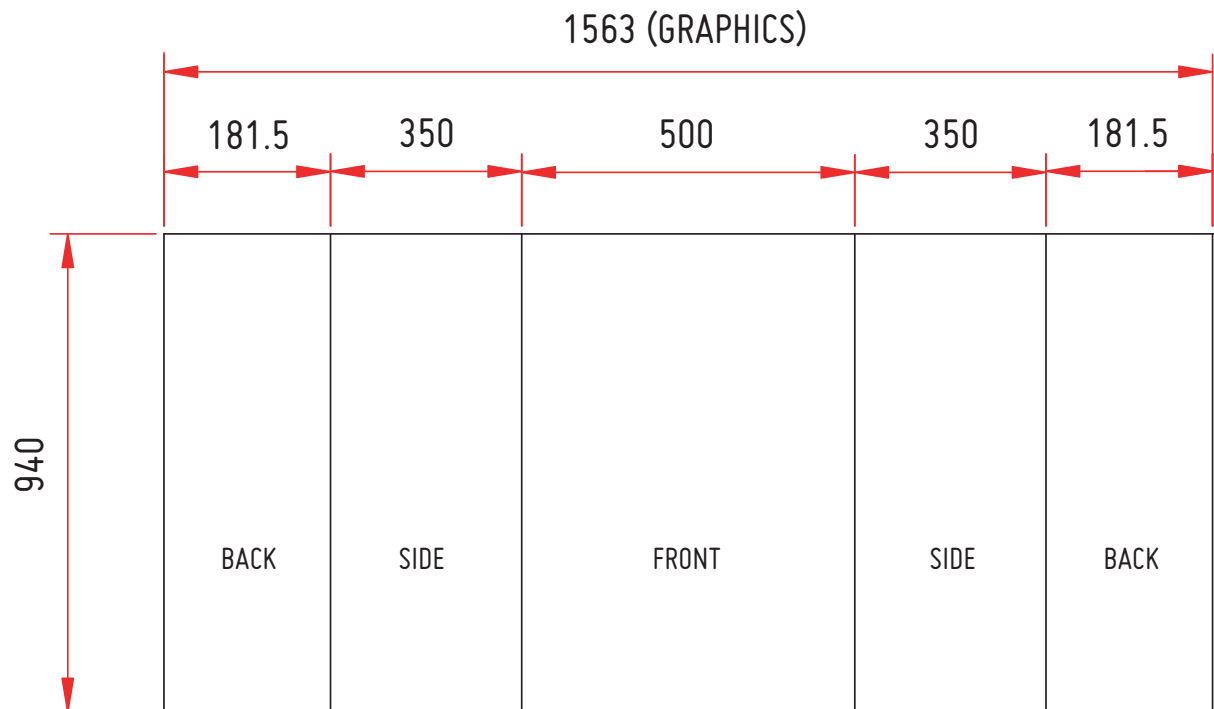
## GRAPHIC WRAP FOR STREAMLINE CASE

### Artwork Dimensions

The artwork should be sized at **25%** of the total artwork size.

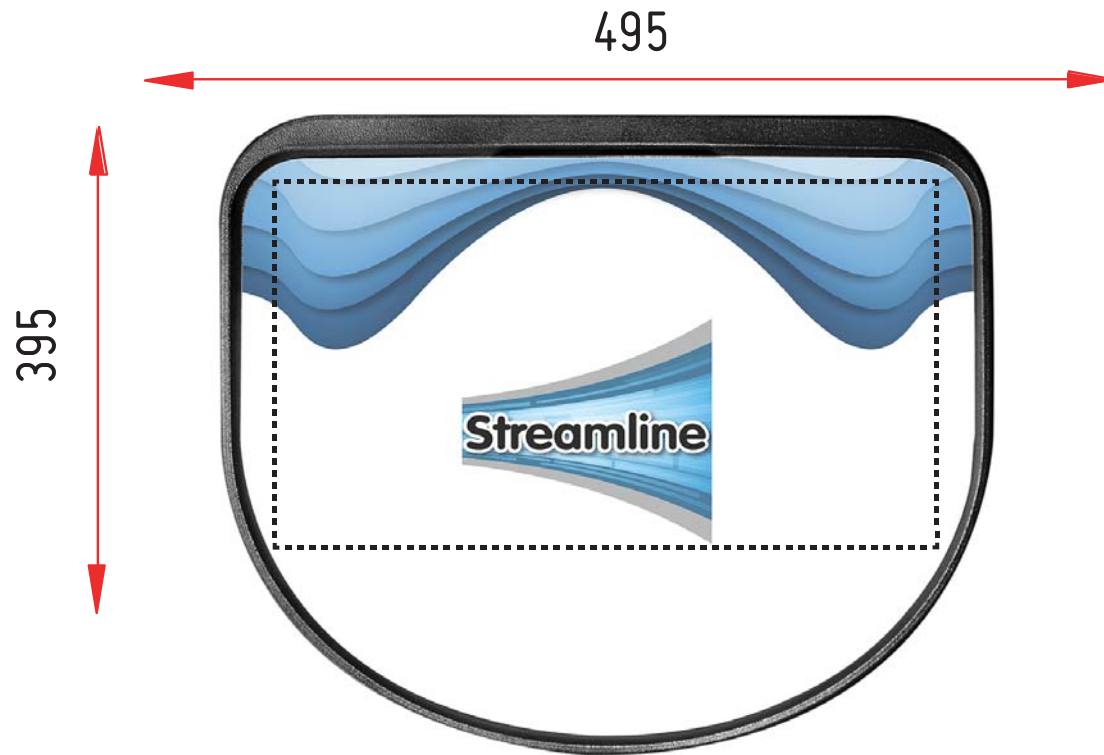
Total artwork size: 1563mm (W) x 940mm (H)

Artwork size 25%: **390.75mm (W) x 235mm (H)**



## Acrylic FOR STREAMLINE CASE

### Artwork Dimensions



Total artwork size: **495mm (W) x 395mm (H)**

- 1 For optimum results, we require all artwork documents to be submitted in **Vector Format** in a High Quality PDF.
- 2 Please ensure that all **text has been outlined**, any images or placed items are **linked / embedded** within the document and that all **layers have been flattened**.
- 3 No bleed or crop marks.
- 4 Set up your artwork in CMYK at 300dpi

**Please note:** Your logo needs to be positioned within the dotted line to ensure the complete image is included on the acrylic top.