


Artwork Specification

6m x 6m Cross Exhibition Stand

- 1 For optimum results we require all artwork documents to be submitted in **Vector Format** in a **High Quality PDF**
- 2 Please ensure that all text has be **outlined**, any images or placed items are **linked / embedded** within the document and that all layers have been flattened.
- 3 No **bleed** or **crop marks**.
- 4 Set up your artwork in **CMYK** at **300 dpi**
- 5 CMYK Printing of Solid Black – To achieve a solid black in your artwork, please create solid black with the following colour reference:
100% C , 100% K , 100%Y , 100%M
- 6 The artwork should be sized at **25%** of the total artwork size, as a complete document we are unable to accept individual panels.
- 7 **6m x 6m Cross Stand** = 16 panels
8 x front panels, 4 x 'D' end wraparound panels & 4 x ghost panels

Total Artwork size: 9948mm (w) x 2225mm (h)
Artwork size 25% : 2487mm (w) x 556.25mm (h)
Front Panels = 732mm/183mm (25%)
Ghost Panels = 350mm/87.5mm (25%)
- 8 For text, images or logos on the 'D' end panels, please position item in accordance with the diagram. Place in front or side section of the 'D' end, avoiding the grey chivron area.

673 732 350 732 673 732 350 732 673 732 350 732 673 732 350 732



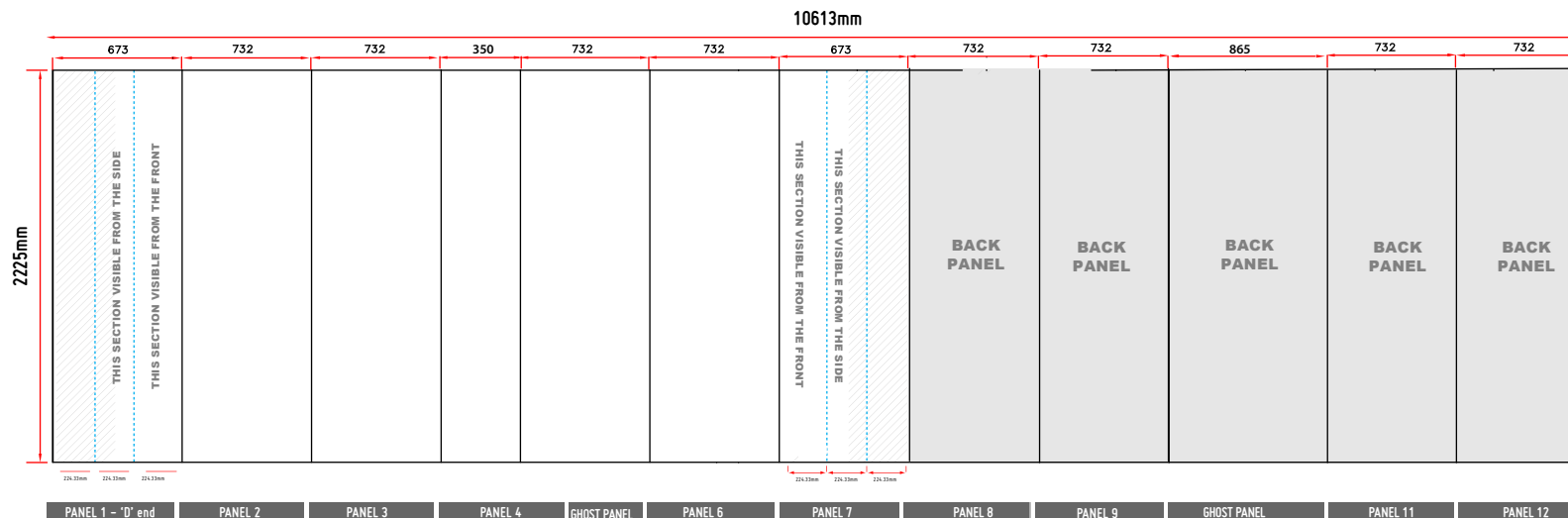
2225

Artwork Specification

The viewing distance for pop-up displays will be app 3m, but at least 1m
According to the file format, colour anomalies may occur
We print with a tolerance of 0.1 to 0.2% so a difference of 1mm up to 5mm is normal within a height of 230cm

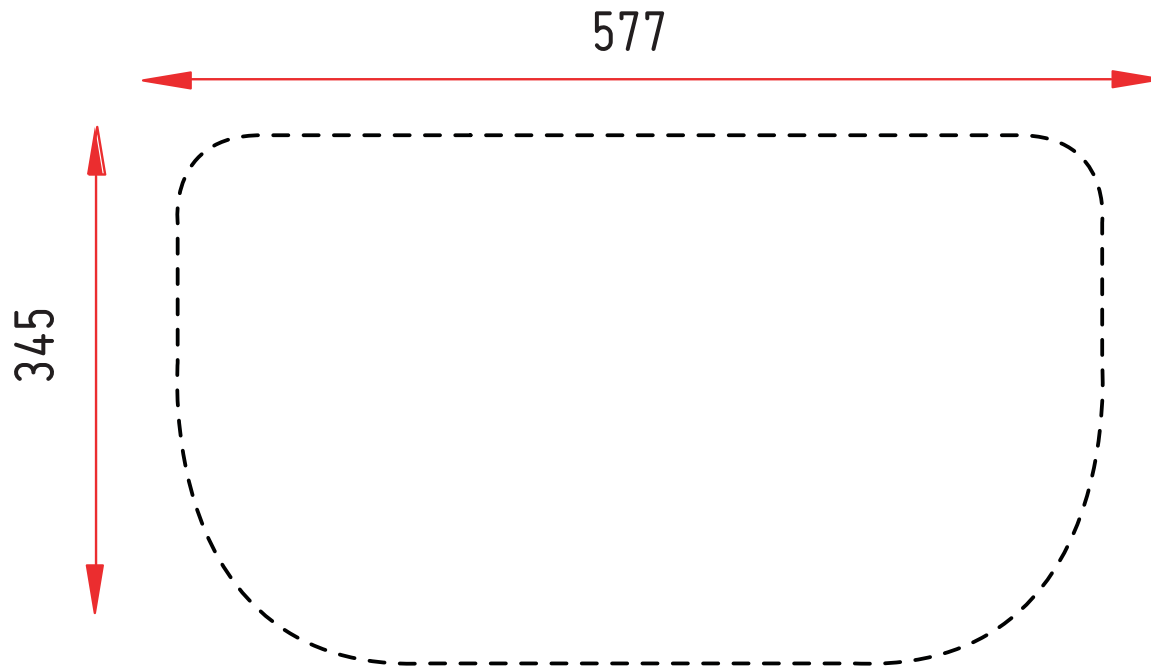
L Shaped Pop up Stands – 3x2 Pop up + 3x2 Pop up Double Sided

- For optimum results, we require all artwork documents to be submitted in **Vector Format** in a High Quality PDF.
- Please ensure that all **text has been outlined**, any images or placed items are **linked / embedded** within the document and that all **layers have been flattened**.
- No bleed or crop marks.
- Set up your artwork in CMYK at 300dpi
- CMYK Printing of Solid Black** – To achieve a solid black in your artwork, please create solid black with the following colour reference: 100% C, 100% M, 100% Y , 100% K
- The artwork should be sized at **25%** of the total artwork size and sent as a complete document. We are unable to accept individual panels.
- 3 x2 + 3x2 L Shape Pop Up Stand: 12 panels = 4 x front panels, 4 x front panels, 2 x 'D' end panels & 2 x 'Ghost Panel'**
Total Artwork size: 8417mm (W) x 2225mm (H)
Artwork size 25%: 2104.25mm (W) x 556.25mm (H)
Front panels = 732mm / 183mm (25%) Back panels = 732mm/ 183mm (25%)
'D' End panels = 673mm / 168.25mm Ghost Panels = 350mm/ 87.5mm (25%)
Ghost Panel = 865mm/ 216.25mm (25%)
- For text, images or logos on the 'D' end panels, please position items in accordance with the diagram. Place in the front or side section of the 'D' end, avoiding the grey chevron area. For text or logo to be visible from the back, place in the chevron area panel and back panels.



Acrylic FOR POP-UP CASE

Artwork Dimensions



Total artwork size: **577mm (W) x 345mm (H)**



- 1 For optimum results, we require all artwork documents to be submitted in **Vector Format** in a High Quality PDF.
- 2 Please ensure that all **text has been outlined**, any images or placed items are **linked / embedded** within the document and that all **layers have been flattened**.
- 3 No bleed or crop marks.
- 4 Set up your artwork in CMYK at 300dpi

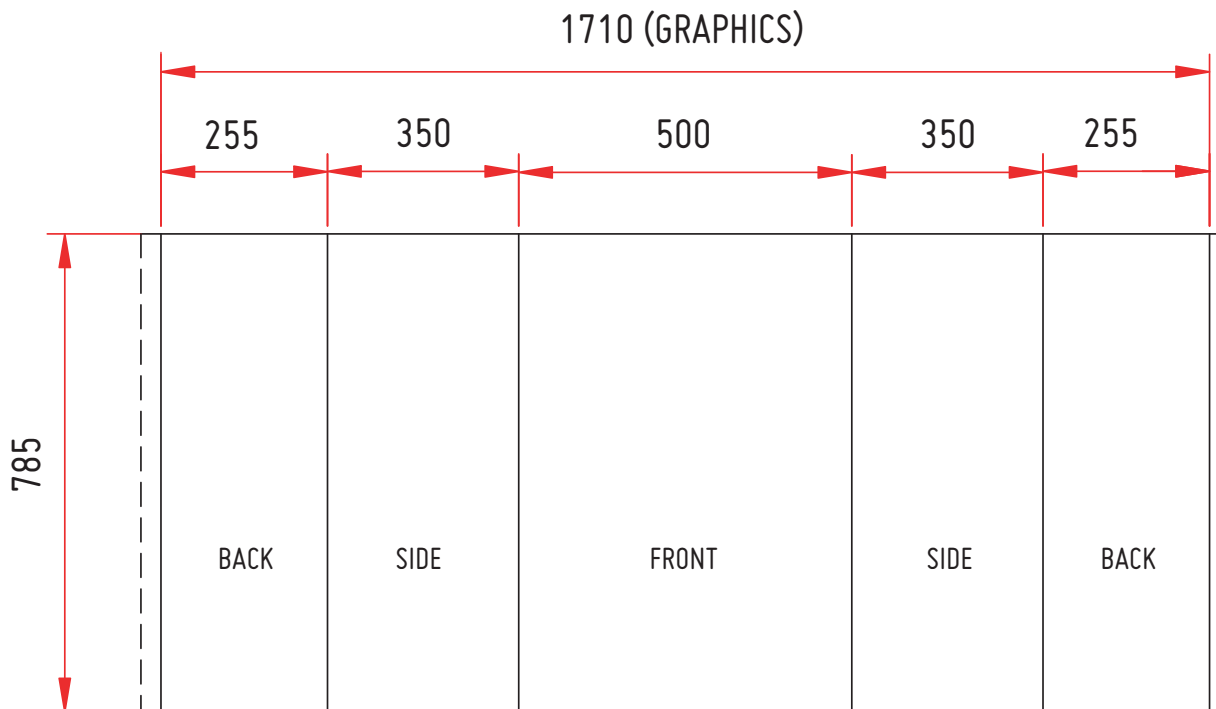
GRAPHIC WRAP FOR POP-UP CASE

Artwork Dimensions

The artwork should be sized at **25%** of the total artwork size.

Total artwork size: 1710mm (W) x 785mm (H)


Artwork size 25%: **427.50mm (W) x 196.25mm (H)**



Sterling Pop up Banner Stand



VISIBLE GRAPHICAL AREA



Artwork Specification

Sterling Pop Up Banner Stand – 850mm

- 1 For optimum results, we require all artwork documents to be submitted in **Vector Format** in a High Quality PDF.
- 2 Please ensure that all **text has been outlined**, any images or placed items are **linked / embedded** within the document and that all **layers have been flattened**.
- 3 No bleed or crop marks.
- 4 Set up your artwork in CMYK at 300dpi
- 5 **CMYK Printing of Solid Black** – To achieve a solid black in your artwork, please create solid black with the following colour reference:
100% C, 100% M, 100% Y, 100% K
- 6 The artwork should be sized at **25%** of the total artwork size and sent as a complete document. We are unable to accept individual panels.
- 7 **Sterling 850mm Pop Up Banner Stand = 1 x front panel**

Total Artwork size: 850mm (W) x 2010mm (H)

Artwork size 25%: 212.5mm (W) x 502.5mm (H)