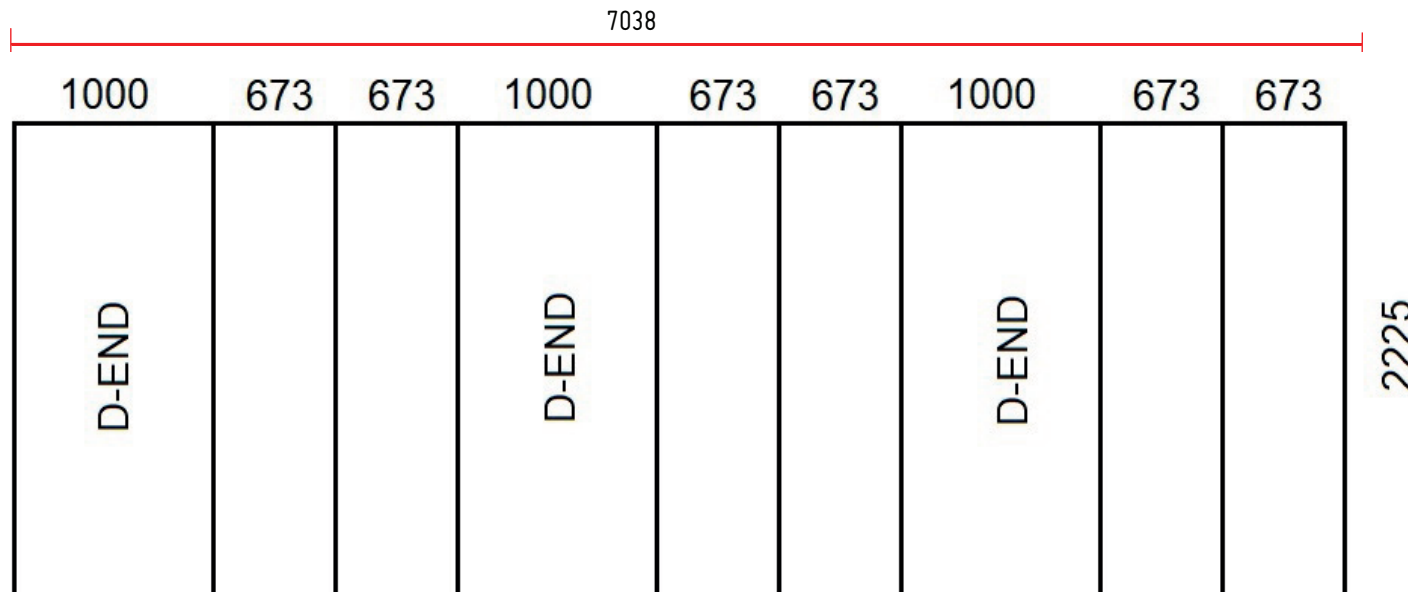


## Artwork Specification

### 8m x 10m Jumbo S Shape Exhibition Stand

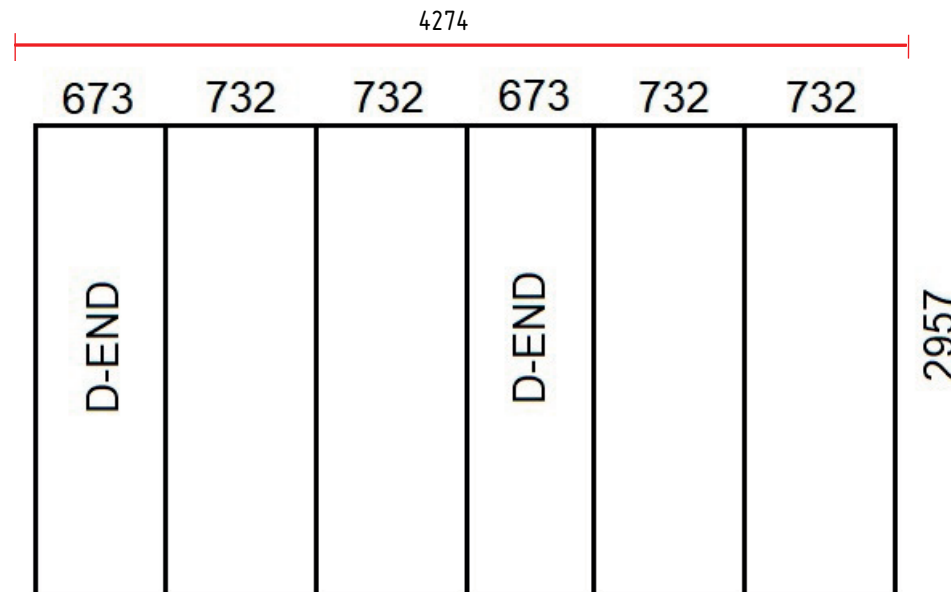
- 1 For optimum results we require all artwork documents to be submitted in **Vector Format** in a **High Quality PDF**
- 2 Please ensure that all text has be **outlined**, any images or placed items are **linked / embedded** within the document and that all layers have been flattened.
- 3 No **bleed** or **crop** marks.
- 4 Set up your artwork in **CMYK** at **300 dpi**
- 5 CMYK Printing of Solid Black – To achieve a solid black in your artwork, please create solid black with the following colour reference:  
**100% C , 100% K , 100%Y , 100%M**
- 6 The artwork should be sized at **25%** of the total artwork size, as a complete document we are unable to accept individual panels.
- 7 **3 x 2 Triple Island** = 9 panels  
6 x front panels & 3 x 'D' end wraparound panels  
  
**Total Artwork size:** 7038mm (w) x 2225mm (h)  
**Artwork size 25% :** 1759.5mm (w) x 556.25mm (h)  
**Front Panels =** 673mm/168.25mm (25%)
- 8 For text, images or logos on the 'D' end panels, please position item in accordance with the diagram. Place in front or side section of the 'D' end, avoiding the grey chevron area.



## Artwork Specification

### 8m x 10m Jumbo S Shape Exhibition Stand

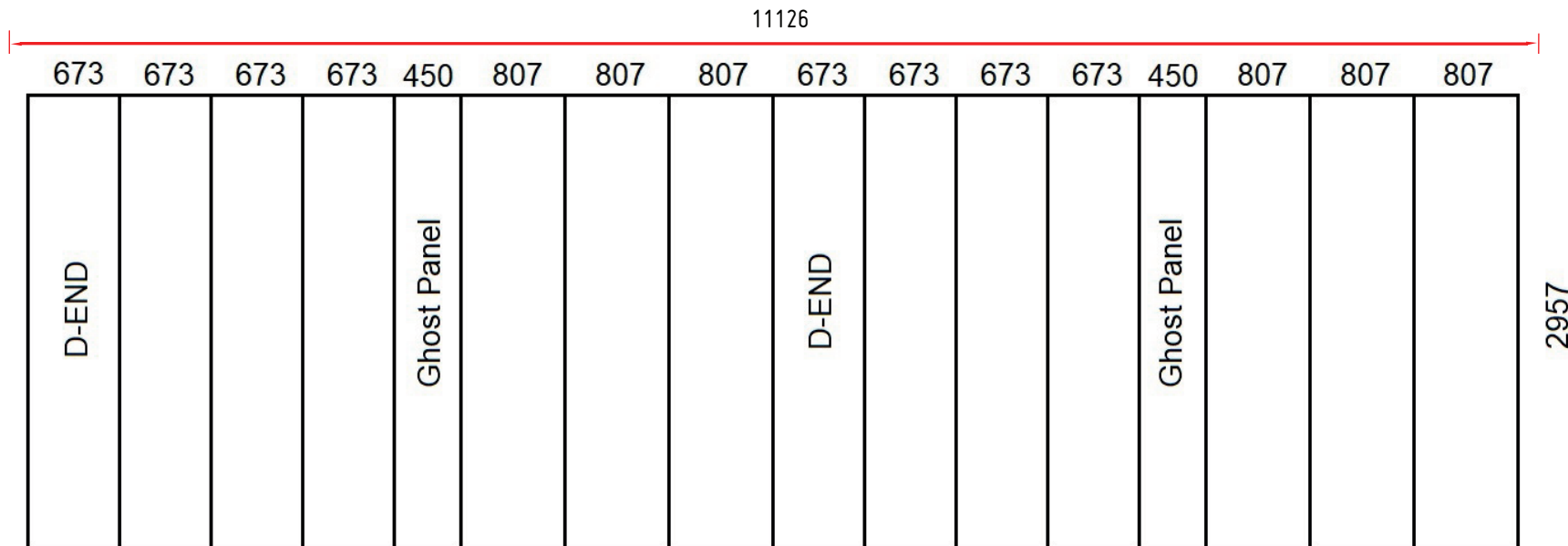
- 1 For optimum results we require all artwork documents to be submitted in **Vector Format** in a **High Quality PDF**
- 2 Please ensure that all text has be **outlined**, any images or placed items are **linked / embedded** within the document and that all layers have been flattened.
- 3 No **bleed** or **crop** marks.
- 4 Set up your artwork in **CMYK** at **300 dpi**
- 5 CMYK Printing of Solid Black – To achieve a solid black in your artwork, please create solid black with the following colour reference:  
**100% C , 100% K , 100%Y , 100%M**
- 6 The artwork should be sized at **25%** of the total artwork size, as a complete document we are unable to accept individual panels.
- 7 **4 x 2 Double Sided Jumbo** = 6 panels  
2 x front panels, 2 x back panels & 2 x 'D' end wraparound panels  
  
**Total Artwork size:** 4274mm (w) x 2957mm (h)  
**Artwork size 25% :** 1068.5mm (w) x 739.25mm (h)  
**Front Panels =** 732mm/183mm (25%)
- 8 For text, images or logos on the 'D' end panels, please position item in accordance with the diagram. Place in front or side section of the 'D' end, avoiding the grey chevron area.



## Artwork Specification

### 8m x 10m Jumbo S Shape Exhibition Stand

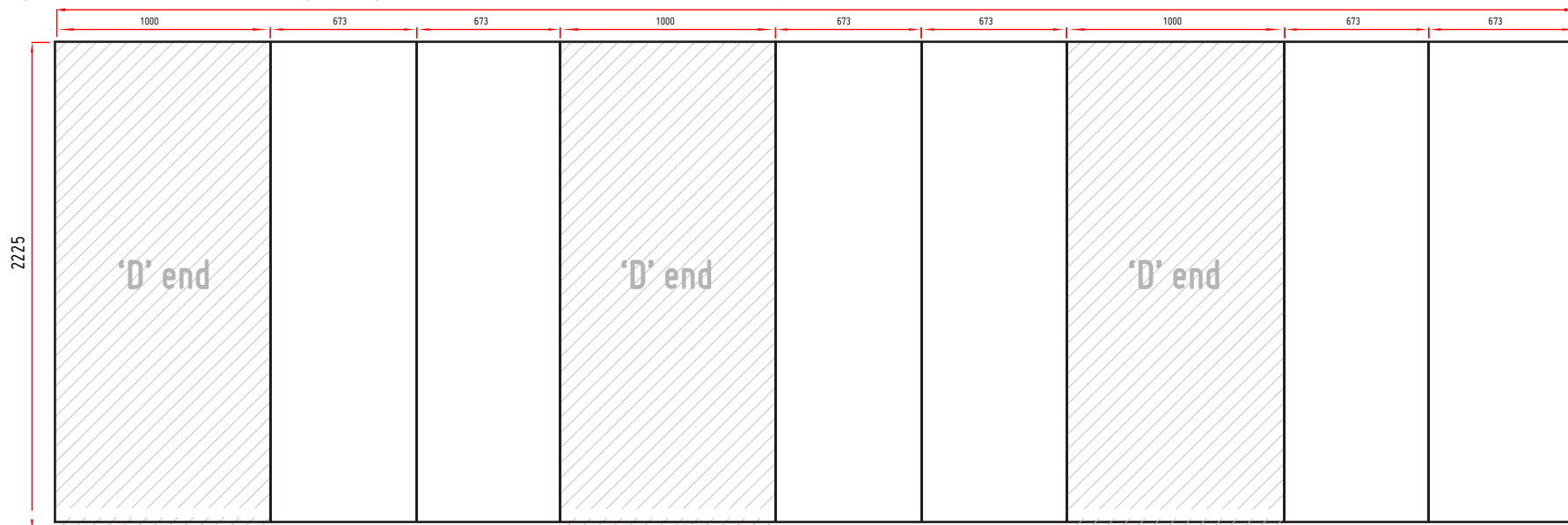

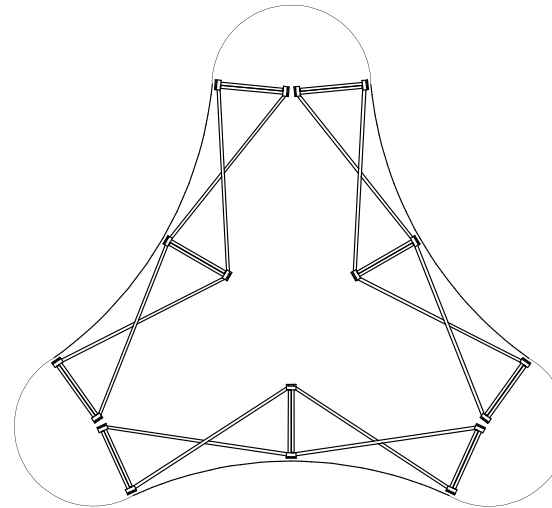
- For optimum results we require all artwork documents to be submitted in **Vector Format** in a **High Quality PDF**
- Please ensure that all text has be **outlined**, any images or placed items are **linked / embedded** within the document and that all layers have been flattened.
- No **bleed** or **crop** marks.
- Set up your artwork in **CMYK** at **300 dpi**
- CMYK Printing of Solid Black – To achieve a solid black in your artwork, please create solid black with the following colour reference:  
**100% C , 100% K , 100%Y , 100%M**
- The artwork should be sized at **25%** of the total artwork size, as a complete document we are unable to accept individual panels.
- 4 x 3 Jumbo S Shape** = 16 panels  
12 x front panels, 2 x 'D' end wraparound panels & 2 x ghost panels  
  
**Total Artwork size:** 11126mm (w) x 2957mm (h)  
**Artwork size 25% :** 2781.5mm (w) x 739.25mm (h)  
**Front Panels** = 673mm/168.25mm (25%) | 807mm/201.75mm (25%)  
**Ghost Panels** = 450mm/112.5mm (25%)
- For text, images or logos on the 'D' end panels, please position item in accordance with the diagram. Place in front or side section of the 'D' end, avoiding the grey chevron area.



## Artwork Specification

### Triple Island Pop Up Display Stand | Option 1 (3x2)

- 1 For optimum results, we require all artwork documents to be submitted in **Vector Format** in either **EPS**, Adobe Illustrator (Ai) or High Quality PDF.
- 2 Please ensure that all **text has been outlined**, any images or placed items are **linked / embedded** within the document and that all **layers have been flattened**.
- 3 No bleed or crop marks.
- 4 Set up your artwork in CMYK at 300dpi
- 5 **CMYK Printing of Solid Black** – To achieve a solid black in your artwork, please create solid black with the following colour reference: 100% C, 100% M, 100% Y, 100% K
- 6 The artwork should be sized at **25%** of the total artwork size.
- 7 **Triple Island Pop Up Stand: 9 panels = 6 x front panels, 3 x 'D' end panels**  
Total Artwork size: 7038 (W) x 2225mm (H)  
Artwork size 25%: **1759.5mm (W) x 556.25mm (H)**  
Front panels = 673mm / 168.25mm (25%) | 'D' End panel = 1000mm / 250mm (25%)



The viewing distance for pop-up displays will be app 3m, but at least 1m

According to the file format, colour anomalies may occur

We print with a tolerance of 0.1 to 0.2% so a difference of 1mm up to 5mm is normal within a height of 230cm