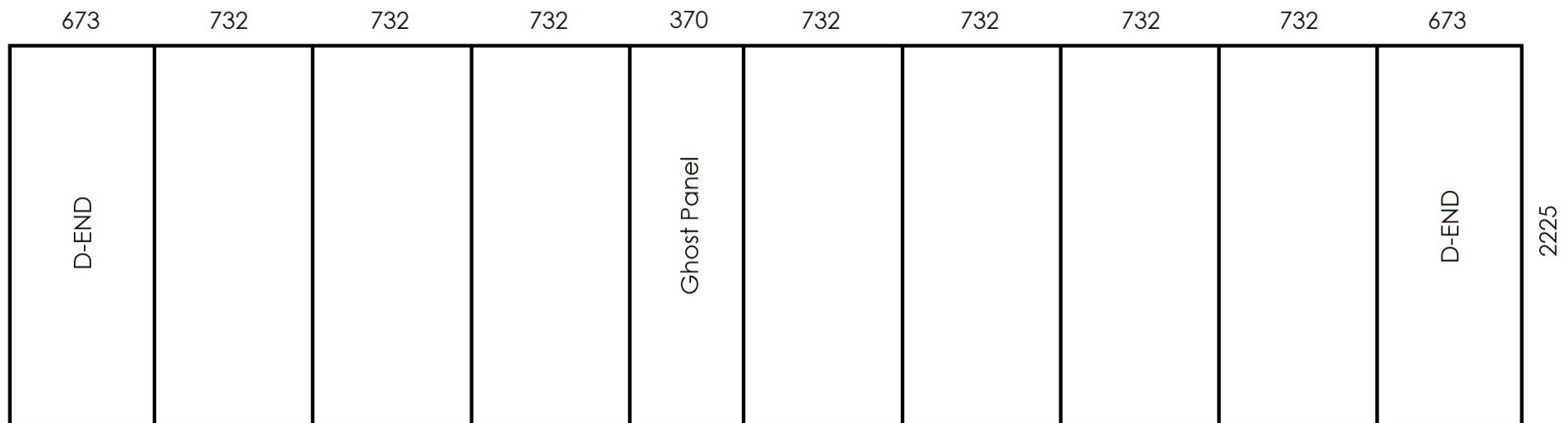


Artwork Specification

6m Straight Pop Up Wall

- 1 For optimum results, we require all artwork documents to be submitted in **Vector Format** in a High Quality PDF.
- 2 Please ensure that all **text has been outlined**, any images or placed items are **linked / embedded** within the document and that all **layers have been flattened**.
- 3 No bleed or crop marks.
- 4 Set up your artwork in CMYK at 300dpi
- 5 **CMYK Printing of Solid Black** - To achieve a solid black in your artwork, please create solid black with the following colour reference: 100% C, 100% M, 100% Y, 100% K
- 6 The artwork should be sized at **25%** of the total artwork size and sent as a complete document. We are unable to accept individual panels.
- 7 **6m Straight Pop Up Wall = 7 x front panels, 2 x 'D' end wraparound panels and 1 x ghost panel**
Total Artwork size: 6840mm (W) x 2225mm (H)
Artwork size 25%: **1710mm (W) x 556.25mm (H)**
Front panels = 732mm / **183mm (25%)** | 'D' End panel = 673mm / **168.25mm (25%)**
Ghost Panel = 370mm / **92.5mm (25%)**
For text, images or logos on the 'D' end panels, please position items in accordance with the diagram.

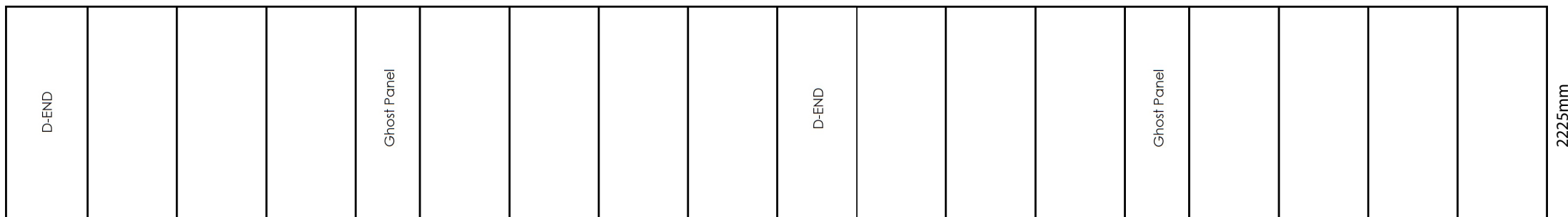


Artwork Specification

6m Double Sided Straight Pop Up Wall

- For optimum results, we require all artwork documents to be submitted in **Vector Format** in a High Quality PDF.
- Please ensure that all **text has been outlined**, any images or placed items are **linked / embedded** within the document and that all **layers have been flattened**.
- No bleed or crop marks.
- Set up your artwork in CMYK at 300dpi
- CMYK Printing of Solid Black** - To achieve a solid black in your artwork, please create solid black with the following colour reference: 100% C, 100% M, 100% Y, 100% K
- The artwork should be sized at **25%** of the total artwork size and sent as a complete document. We are unable to accept individual panels.
- 6m Double Sided Straight Pop Up Wall = 7 x front panels, 7 x back panels, 2 x 'D' end wraparound panels and 2 x ghost panel**
 Total Artwork size: 12334mm (W) x 2225mm (H)
 Artwork size 25%: **3083.5mm (W) x 556.25mm (H)**
 Front panels = 732mm / **183mm (25%)** | 'D' End panel = 673mm / **168.25mm (25%)**
 Ghost Panel = 370mm / **92.5mm (25%)**
 For text, images or logos on the 'D' end panels, please position items in accordance with the diagram.

673 732 732 732 370 732 732 732 732 673 732 732 732 370 732 732 732 732

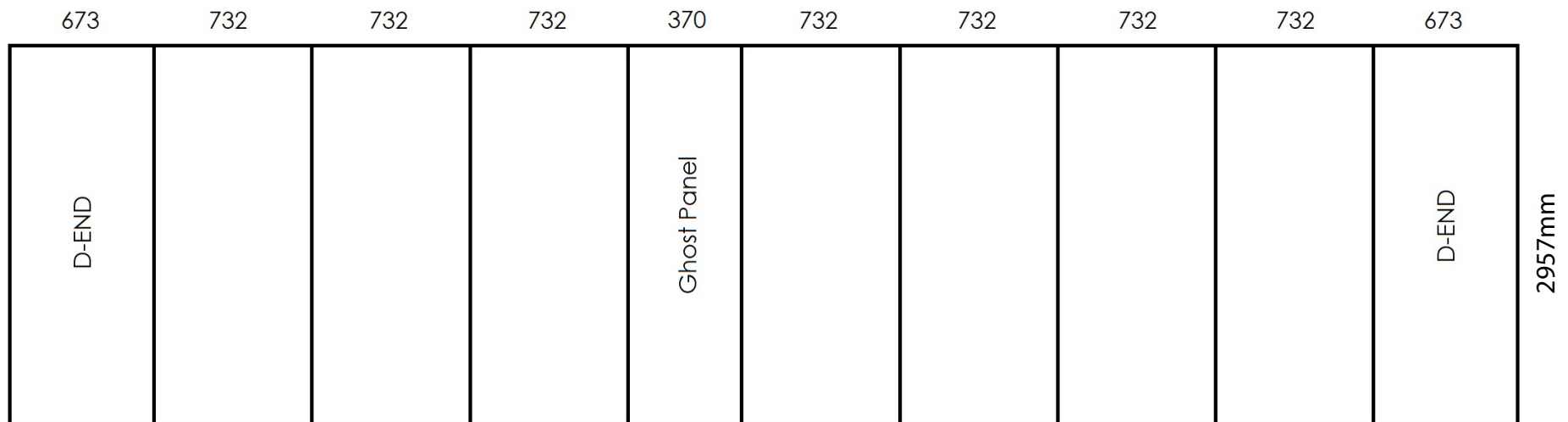


2225mm

Artwork Specification

6m Straight Jumbo Pop Up Wall

- 1 For optimum results, we require all artwork documents to be submitted in **Vector Format** in a High Quality PDF.
- 2 Please ensure that all **text has been outlined**, any images or placed items are **linked / embedded** within the document and that all **layers have been flattened**.
- 3 No bleed or crop marks.
- 4 Set up your artwork in CMYK at 300dpi
- 5 **CMYK Printing of Solid Black** - To achieve a solid black in your artwork, please create solid black with the following colour reference: 100% C, 100% M, 100% Y, 100% K
- 6 The artwork should be sized at **25%** of the total artwork size and sent as a complete document. We are unable to accept individual panels.
- 7 **6m Straight Jumbo Pop Up Wall = 7 x front panels, 2 x 'D' end wraparound panels and 1 x ghost panel**
Total Artwork size: 6840mm (W) x 2957mm (H)
Artwork size 25%: **1710mm (W) x 739.25mm (H)**
Front panels = 732mm / **183mm (25%)** | 'D' End panel = 673mm / **168.25mm (25%)**
Ghost Panel = 370mm / **92.5mm (25%)**
For text, images or logos on the 'D' end panels, please position items in accordance with the diagram.

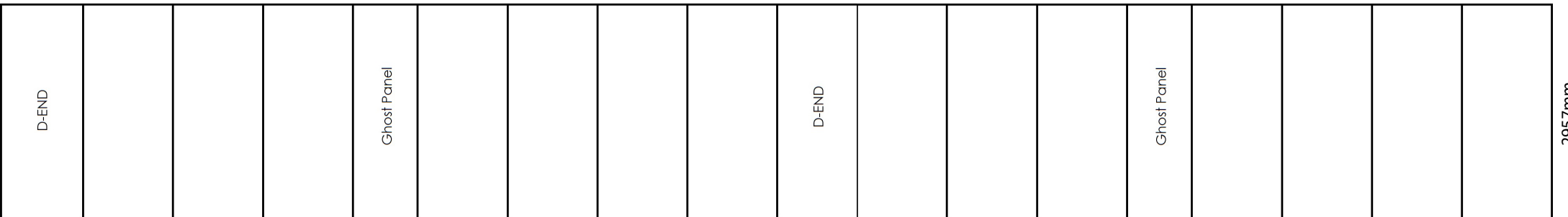


Artwork Specification

6m Double Sided Straight Jumbo Pop Up Wall

- For optimum results, we require all artwork documents to be submitted in **Vector Format** in a High Quality PDF.
- Please ensure that all **text has been outlined**, any images or placed items are **linked / embedded** within the document and that all **layers have been flattened**.
- No bleed or crop marks.
- Set up your artwork in CMYK at 300dpi
- CMYK Printing of Solid Black** - To achieve a solid black in your artwork, please create solid black with the following colour reference: 100% C, 100% M, 100% Y, 100% K
- The artwork should be sized at **25%** of the total artwork size and sent as a complete document. We are unable to accept individual panels.
- 6m Double Sided Straight Jumbo Pop Up Wall = 7 x front panels, 7 x back panels, 2 x 'D' end wraparound panels and 2 x ghost panel**
 Total Artwork size: 12334mm (W) x 2957mm (H)
 Artwork size 25%: **3083.5mm (W) x 739.25mm (H)**
 Front panels = 732mm / **183mm (25%)** | 'D' End panel = 673mm / **168.25mm (25%)**
 Ghost Panel = 370mm / **92.5mm (25%)**
 For text, images or logos on the 'D' end panels, please position items in accordance with the diagram.

673 732 732 732 370 732 732 732 732 673 732 732 732 370 732 732 732 732



2957mm