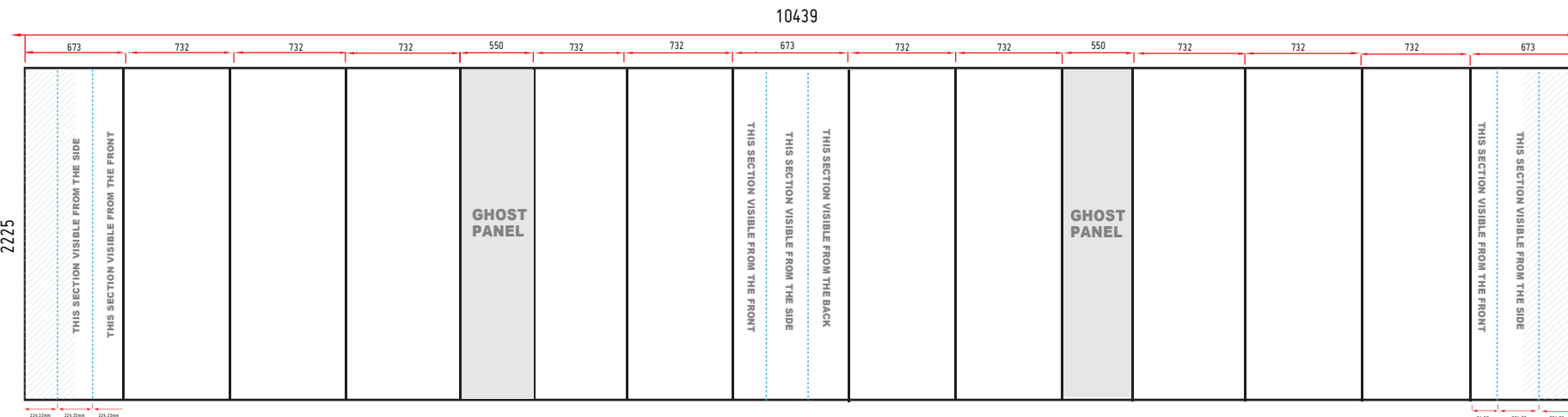


Artwork Specification

3x3 + 3x2 + 3x3 Pop Up Display Stand- L Shape

- For optimum results, we require all artwork documents to be submitted in **Vector Format** in a High Quality PDF.
- Please ensure that all **text has been outlined**, any images or placed items are **linked / embedded** within the document and that all **layers have been flattened**.
- No bleed or crop marks.
- Set up your artwork in CMYK at 300dpi
- CMYK Printing of Solid Black** – To achieve a solid black in your artwork, please create solid black with the following colour reference: 100% C, 100% M, 100% Y, 100% K
- The artwork should be sized at **25%** of the total artwork size and to be sent as a complete document. We are unable to accept individual panels.
- 3x3+3x2+3x3 L Shape 15 panels = 8 x front panels, 2 x back panels, 3 x 'D' end panels & 2 x 'Ghost Panel'**
 Total Artwork size: 10439mm (W) x 2225mm (H)
 Artwork size 25%: **2609.75mm (W) x 556.25mm (H)**
 Front panels = 732mm / **183mm (25%)** | Back panels = 732mm / **183mm (25%)**
 Ghost panel = 550mm / **137.5mm (25%)** | 'D' End panel = 673mm / **168.25mm (25%)**
- For text, images or logos on the 'D' end panels, please position items in accordance with the diagram. Place in the front or side section of the 'D' end, avoiding the grey chevron area. For text or logo to be visible from the back, place in the chevron area panel and back panels.



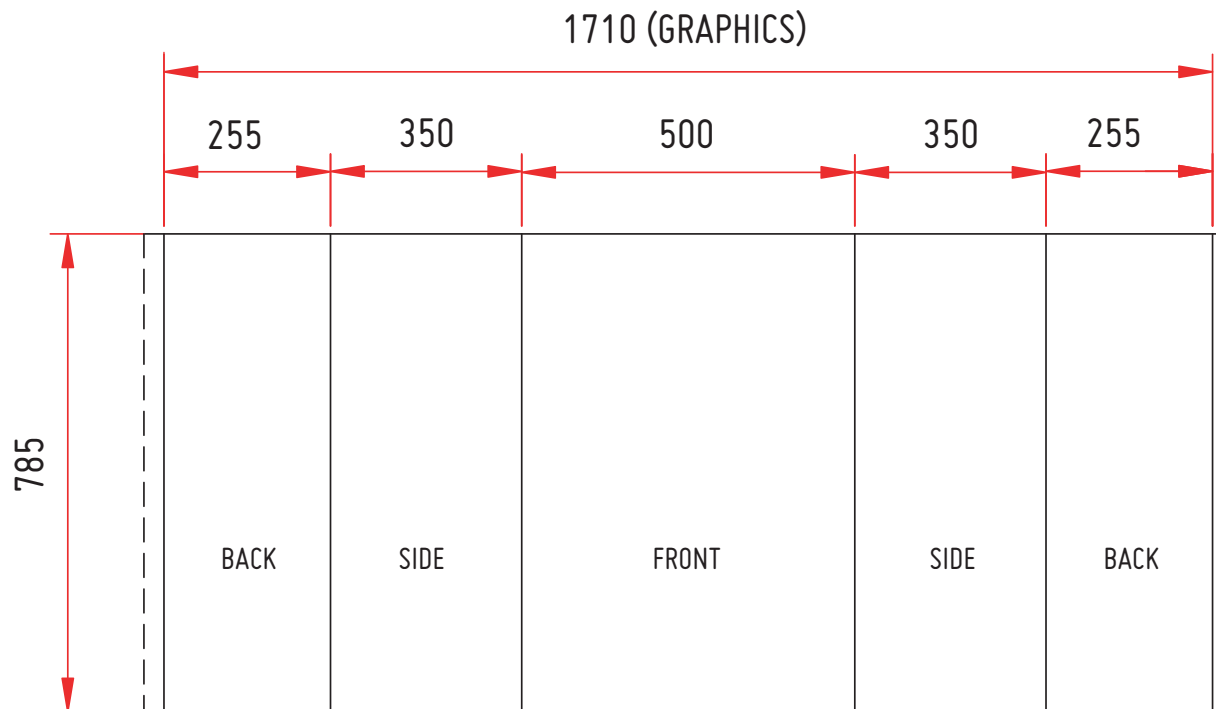
GRAPHIC WRAP FOR POP-UP CASE

Artwork Dimensions

The artwork should be sized at **25%** of the total artwork size.

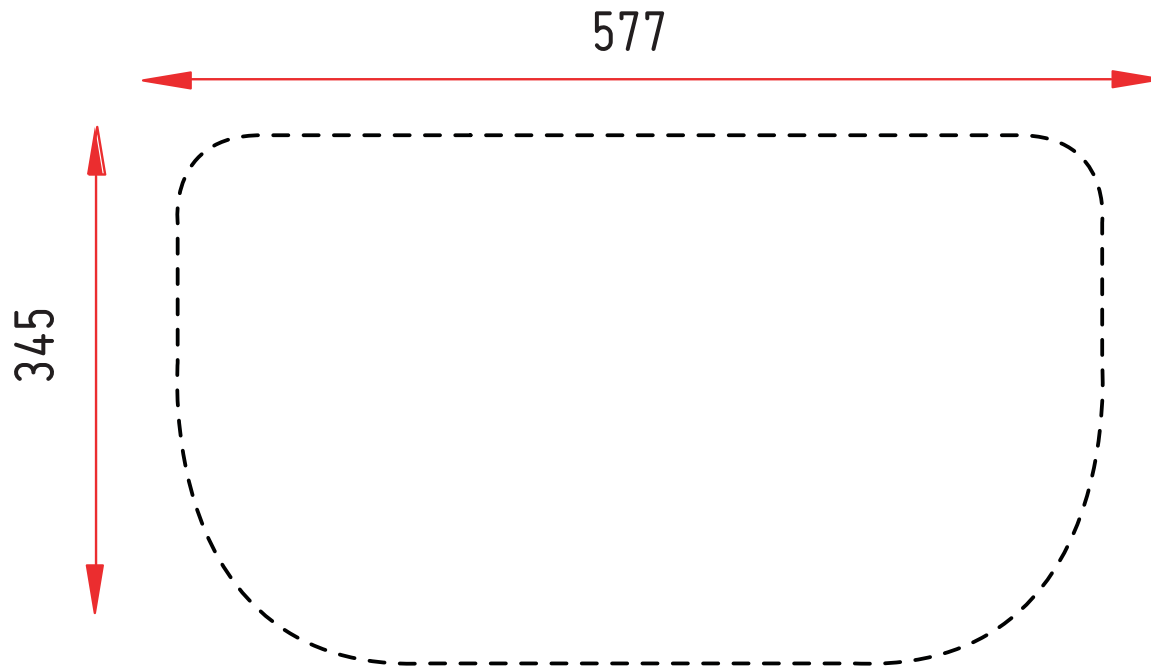
Total artwork size: 1710mm (W) x 785mm (H)

Artwork size 25%: **427.50mm (W) x 196.25mm (H)**



Acrylic FOR POP-UP CASE

Artwork Dimensions



Total artwork size: **577mm (W) x 345mm (H)**




- 1 For optimum results, we require all artwork documents to be submitted in **Vector Format** in a High Quality PDF.
- 2 Please ensure that all **text has been outlined**, any images or placed items are **linked / embedded** within the document and that all **layers have been flattened**.
- 3 No bleed or crop marks.
- 4 Set up your artwork in CMYK at 300dpi

Sterling Pop up Banner Stand



VISIBLE GRAPHICAL AREA



Artwork Specification

Sterling Pop Up Banner Stand – 850mm

- 1 For optimum results, we require all artwork documents to be submitted in **Vector Format** in a High Quality PDF.
- 2 Please ensure that all **text has been outlined**, any images or placed items are **linked / embedded** within the document and that all **layers have been flattened**.
- 3 No bleed or crop marks.
- 4 Set up your artwork in CMYK at 300dpi
- 5 **CMYK Printing of Solid Black** – To achieve a solid black in your artwork, please create solid black with the following colour reference:
100% C, 100% M, 100% Y, 100% K
- 6 The artwork should be sized at **25%** of the total artwork size and sent as a complete document. We are unable to accept individual panels.
- 7 **Sterling 850mm Pop Up Banner Stand = 1 x front panel**

Total Artwork size: 850mm (W) x 2010mm (H)

Artwork size 25%: 212.5mm (W) x 502.5mm (H)